




911 Carrera 4 GTS Cabriolet

2026

Your dream becomes reality

Porsche Code: PTCFWGQ6

Visit the following link to view your configuration: <https://porsche-code.com/PTCFWGQ6>

 22/04/2026




Summary

Your 911 Carrera 4 GTS Cabriolet Configuration



Base Price	€203,200.00
Sum of selected options	€0.00
Total Price*	€203,200.00

*including GST - Please note the images displayed here may not be a complete and accurate representation of your chosen specification and so they should not be relied on. For further information on the appearance of colour, equipment, and other options, please contact your Porsche Centre.

Exterior Colours & Wheels

Category	Option	Option code	Price
Exterior Colour	 White	0Q	€0.00
	 Convertible soft top, Black	1V	€0.00
Wheels	 20-/21-inch Carrera GTS wheels	58Y	Standard Equipment

Interior Colours & Seats

Category	Option	Option code	Price
Interior Colours & Materials	 Race-TEX Interior Package with extensive items in leather	SX	€0.00
Seats	 Sports seats Plus, electrical 4-ways	Q4Q	Standard Equipment

Technology

Category	Option	Option code	Price
Powertrain & Performance	 8-speed Porsche Doppelkupplung (PDK)	G1G	Standard Equipment
Comfort & everyday usability	Warndreieck	1T2	Standard Equipment

Standard Equipment

Wheels

- 20-/21-inch Carrera GTS wheels

Wheel Colours

- Wheels painted in Anthracite Grey

Wheel Accessories

- Wheel centre caps with full-colour Porsche crest
- Tyre Pressure Monitoring System (TPM)

Seats

- Sports seats Plus, electrical 4-ways
- Rear Seats
- Seat heating (front)
- ISOFIX fastening system

Equipment Packages

- Standard version

Exterior packages

- SportDesign Package

Exterior design

- Trim on side skirts in Black
- Exterior mirror lower trim painted in exterior colour including Mirror Base in Black
- Door handles painted in exterior colour
- Rear lid grille with vertical slats in Black (satin-gloss)
- Hood
- Cabrio
- Pedestrian safety

Roof & transport systems

- Without roof rails

Lettering & decals

- 'PORSCHE' logo painted in Black (satin-gloss)
- Model designation on rear trim in Black (satin-gloss)
- 'GTS' decorative side logo

Powertrain & Performance

- 6-cylinder boxer engine with electric turbocharger (eTurbo), displacement: 3.6 litres / E-Machine
- 8-speed Porsche Doppelkupplung (PDK)
- Power steering
- Rear-Axle Steering
- All-wheel drive with map controlled multi-plate clutch Porsche Traction Management (PTM)
- PASM Sport Suspension (-10 mm)
- Porsche Torque Vectoring Plus (PTV Plus)
- Sport Chrono Package including Porsche Track Precision App & tyre temperature display
- Sports exhaust system (tailpipes in Black)
- Brake system with Brake Calipers painted in Red
- 63-litre fuel tank
- Suspension standard

Lights & Vision

- Matrix LED main headlights
- Taillight strip with 'PORSCHE' lettering
- Electric folding exterior mirrors including courtesy lighting
- Automatically dimming interior and exterior mirrors with integrated rain sensor
- Windscreen with thermally insulated glass

Interior packages & decors/materials

- Interior trim in Black brushed aluminum
- Accent Package Black
- Omission of the quilting

Seatbelts & Seat Design

- Seat belts Black
- Three-point automatic seat belts
- Seat belt warning system for driver and front passenger and rear seat system

Steering wheel, gearshift/selector lever

- Heated GT Sports Steering Wheel Race-Tex and Mode-switch
- Steering wheel with manual fore/aft and height adjustment

Interior design

- Instrument dial Black
- Compass instrument dial/Sport Chrono stopwatch instrument dial Black
- Hood lining in Black fabric
- Sun visors for driver and front passenger
- Sport Style Pedals and Footrest
- Door sill guards in brushed aluminum in Black with model designation

Keys, mats & wallets

- Floor mats front and rear

Assistance systems

- Reversing camera
- ParkAssist (front and rear) with visual and audible warning
- Traffic sign recognition
- Lane Keeping Assist
- Cruise control
- Warn and Brake Assist including pedestrian protection
- Driver Awareness Detection
- Emergency call systems eCall and bCall
- Driver Awareness Detection

Comfort & everyday usability

- Two-zone automatic climate control
- Particle/pollen filter with active carbon filter
- Rain sensor
- Light design package
- Alarm system with interior surveillance
- Non-smoking package
- Alcohol Interlock preparation
- Airbags
- Keyless Drive
- Warndreieck

Infotainment

- Sound Package Plus
- Navigation High
- Smartphone compartment with wireless charging (up to 15 W)
- Voice Control
- Digital radio

Porsche Connect

- 10-year inclusive period

Others

- TPM Valve in Black

Technical Data

Power unit

Number of cylinders	6
Bore	97.0 mm
Stroke	81.0 mm
Displacement	3,591 cm ³
Power (kW)	357 kW
Power (PS)	485 PS
Maximum engine speed	7,500 1/min
Max. torque	570 Nm
Power combined (kW)	398 kW
Power Electric Motor (kW)	41 kW
Power combined (PS)	541 PS
Torque combined	610 Nm
Max. output per liter (kW/l)	99.00 kW/l
Max. output per liter (PS/l)	135.00 PS/l

Performance

Top speed	312 km/h
Acceleration 0 - 100 km/h with Sport Chrono Package	3.1 s
Acceleration 0 - 160 km/h with Sport Chrono Package	7.1 s
Acceleration 0 - 200 km/h with Sport Chrono Package	11.1 s
In-gear acceleration (80-120km/h) (50-75 mph) with Sport Chrono Package	2.1 s

Consumption/Emissions WLTP

Fuel consumption combined (vehicle specific)	10.6 l/100 km
Fuel consumption combined (model range)	10.8 - 10.5 l/100 km
Fuel consumption low (vehicle specific)	17.8 l/100 km
Fuel consumption low (model range)	17.9 - 17.9 l/100 km
Fuel consumption medium (vehicle specific)	10.8 l/100 km
Fuel consumption medium (model range)	10.9 - 10.8 l/100 km
Fuel consumption high (vehicle specific)	9.0 l/100 km
Fuel consumption high (model range)	9.2 - 9.0 l/100 km
Fuel consumption extra-high (vehicle specific)	9.2 l/100 km
Fuel consumption extra-high (model range)	9.4 - 9.0 l/100 km
CO ₂ -emissions combined (vehicle specific)	240 g/km
CO ₂ -emissions combined (model range)	245 - 238 g/km
CO ₂ -emissions low (vehicle specific)	403 g/km
CO ₂ -emissions low (model range)	406 - 405 g/km
CO ₂ -emissions medium (vehicle specific)	244 g/km
CO ₂ -emissions medium (model range)	247 - 244 g/km
CO ₂ -emissions high (vehicle specific)	204 g/km
CO ₂ -emissions high (model range)	208 - 203 g/km
CO ₂ -emissions extra high (vehicle specific)	208 g/km
CO ₂ -emissions extra-high (model range)	213 - 204 g/km

Sound level (type approved based on UN-R 51)

Sound level of stationary vehicle	98 dB(A)
Sound level of stationary vehicle (rpm)	3,325 1/min
Sound level of passing vehicle	71 dB(A)

Body

Length	4,553 mm
Width	1,852 mm
Width (with mirrors)	2,033 mm
Width (with mirrors folded)	1,834 mm
Height (PASM -10 DIN)	1,304 mm
Height (PASM -20 DIN)	1,292 mm
Wheelbase	2,450 mm
Turning circle	10.9 m
Unladen weight (DIN)	1,725 kg
Unladen weight (EU)	1,800 kg
Permissible gross weight	2,115 kg
Maximum load	390 kg

Terrain features

Overhang front/rear	1,016 - 1,087 mm
Max. ground clearance (PASM -10 DIN)	123 mm
Breakover angle (PASM -10 DIN)	12.9 °
Approach/departure angle (PASM -10 DIN)	10.0 - 14.3 °
Max. ground clearance (PASM -20 DIN)	110 mm
Breakover angle (PASM -20 DIN)	11.8 °
Approach/departure angle (PASM -20 DIN)	9.1 - 13.7 °

Capacities

Luggage compartment volume, front	135 l
Open luggage compartment volume (behind front seats)	163 l





