




## Cayenne E-Hybrid Coupé Black Edition

2026

### Your dream becomes reality

Porsche Code: PTREIT77

Visit the following link to view your configuration: <https://porsche-code.com/PTREIT77>

 19/04/2026



### Summary

## Your Cayenne E-Hybrid Coupé Black Edition Configuration



Base Price	MUR 9,786,000.00
Sum of selected options	MUR 82,376.13
<b>Total Price*</b>	<b>MUR 9,868,376.13</b>

\*Including VAT 1. Option availability, prices and technical information provided are for reference only and are subject to change without prior notice. 2. Accessories and features shown may not be part of standard equipment. Actual vehicle colour may vary from the one appearing in any digital or printed format. 3. Standard Equipment and Technical Information displayed are based on the European base models and may differ for the models that are offered for sale in your country. 4. Please consult your Porsche Centre for up-to-date information.

## Exterior Colours & Wheels

Category	Option	Option code	Price
Exterior Colour	 Chromite Black Metallic Basic equipment	0E	MUR 0.00
Wheels	 21-inch RS Spyder Design wheels with wheel arch extensions in exterior colour	57Q	Standard Equipment
Tyres	Summer tyres for 21-inch wheels	83B	Standard Equipment

## Interior Colours & Seats

Category	Option	Option code	Price
Interior Colours & Materials	 Leather interior Black, smooth-finish leather Basic equipment	AV	MUR 0.00
Seats	 Comfort seats in front (14-way, electric) with memory package	Q2J	Standard Equipment



## Exterior

Category	Option	Option code	Price
Roof & transport systems	Preparation for towbar system	1D7	Standard Equipment

## Interior

Category	Option	Option code	Price
Interior design	 Fabric roof lining	6NJ	Standard Equipment

# Technology

Category	Option	Option code	Price
<b>Powertrain &amp; Performance</b>	 8-speed automatic gearbox	G1G	Standard Equipment
<b>Assistance systems</b>	Without emergency call system eCall and bCall	IW0	Standard Equipment
<b>Comfort &amp; everyday usability</b>	 Porsche Entry	4F2	Standard Equipment
	Air Quality System	2V3	Standard Equipment
<b>Charging &amp; Range</b>	Porsche Mobile Charger Connect	960F	MUR 82,376.13
	Basic equipment		

# Standard Equipment

## Wheels

---

- 21-inch RS Spyder Design wheels with wheel arch extensions in exterior colour

## Tyres

---

- Summer tyres for 21-inch wheels

## Wheel Accessories

---

- Anti-theft wheel bolts
- Wheel centre caps with full-colour Porsche crest
- Tyre Pressure Monitoring System (TPM)
- Tyres
  - Mixed tyres

## Seats

---

- Comfort seats in front (14-way, electric) with memory package
- Sports rear seat system
- Seat heating (front)
- ISOFIX fastening system, rear

## Equipment Packages

---

- Equipment 'base'
- Equipment 'base'
- Standard version

## Exterior packages

---

- Exterior package Black (high-gloss)

## Exterior design

---

- SportDesign front apron
- Sideskirts
- Bumper
- Exterior mirrors painted in Black (high-gloss)
- Roof spoiler in exterior colour
- Door handles painted in exterior colour
- Wheel arch extensions in exterior colour
- Body style Coupé
- Pedestrian safety
- Exclusive Design fuel filler cap
- Lights, exterior
  - Third LED brake light
  - Automatic headlight activation including 'Welcome Home' lighting
  - Front light units with position lights and direction indicators with LED light guide technology
- Body
  - Fully galvanised steel-aluminium-hybrid lightweight bodyshell
  - Engine bonnet, tailgate, doors, side sections and front wings in aluminium
  - Power dome on engine bonnet
  - Extensive, aerodynamic underbody protection
  - Bumpers comprising high-strength cross members and two deformation elements each with two threaded fixture points for towing eye contained in on-board tool kit
  - Four doors with integrated side-impact protection
  - Air curtains in the wheel arches
  - Front wiper system with 2 speeds, intermittent wipe and rain sensor

## Roof & transport systems

---

- Panoramic Roof, fixed
- Preparation for towbar system
- Without roof rails

## Lettering & decals

---

- 'PORSCHE' logo painted in Black (high gloss) and model designation painted in Black (high gloss)

## Powertrain & Performance

---

- 3.0-litre turbocharged V6 engine
- 8-speed automatic gearbox
- Power Steering Plus
- Adaptive air suspension with levelling system and height adjustment including Porsche Active Suspension Management (PASM)
- Sport Chrono Package
- Sports tailpipes in Dark Bronze
- Brake system with brake calipers in Black
- 70-litre fuel tank
- Starter battery
- Suspension standard
- Drive
  - Charge-air cooling
  - Twin-scroll turbocharger
  - Aluminium cylinder head
  - Aluminium engine block
  - Direct fuel injection (Direct Fuel Injection, DFI)
  - VarioCam Plus camshaft adjustment for intake and exhaust valves
  - Water-cooled with thermal management
  - Sports mode
  - Porsche Traction Management (PTM): active all-wheel drive with an electronically variable, map-controlled multi-plate clutch, automatic brake differential (ABD) and anti-slip regulation (ASR)
- Chassis
  - Aluminium multi-link front axle
  - Aluminium multi-link rear axle
  - Integrated Porsche 4D Chassis Control
- Brakes
  - Anti-lock brake system (ABS)
  - Automatic hold function
  - Porsche Hill Control (PHC)
  - Brake pad wear indicator
  - Electrically operated parking brake
  - Multi-collision brake
- Systems
  - Vehicle stability system Porsche Stability Management (PSM) with Anti-lock Brake System (ABS), Anti-slip Regulation (ASR), automatic Brake Differential (ABD), engine drag torque control (MSR), trailer stability management
- Exhaust system
  - Gasoline particulate filter (GPF)
- Porsche Active Aerodynamics (PAA)
  - Porsche Active Aerodynamics (PAA) with adaptive rear spoiler

## Lights & Vision

---

- Tinted HD-Matrix LED Headlights
- LED taillights including light strip
- Exterior mirrors
- 'PORSCHE' logo LED door courtesy lights
- Automatically dimming interior and exterior mirrors
- Privacy glass
- Windscreen with thermally insulated glass
- Vision
  - Rear screen heating with 'auto off' function

## Interior packages & decors/materials

---

- Interior trim in Black brushed aluminium
- Accent Package Black

## Seatbelts & Seat Design

---

- Seat belts Black
- Porsche Crest on headrests front seats
- Three-point automatic seat belts with reversible seat belt pretensioner

## Steering wheel, gearshift/selector lever

---

- GT Sports steering wheel including steering wheel heating
- Electric steering column adjustment
- Gear selector

## Interior design

---

- Compass instrument dial/Sport Chrono stopwatch instrument dial Black
- Fabric roof lining
- Sun visors for driver and front passenger
- Pedals and footrest in Black
- Door sill guards brushed aluminium in Black, illuminated
- Fixed luggage compartment cover
- Interior
  - Elevated centre console with handles
  - Manual adjustment of seat belt height for driver and front passenger seats
- Lights, interior

LED interior lighting concept: switch-off delay, footwell illumination front and rear, ashtray illumination, glove compartment illumination, ignition lock illumination, front light console (overhead console) with reading spot lights, reading lights rear left and right, illuminated make-up mirror in the sun visor

## Keys, mats & wallets

---

- Floor mats front and rear

## Assistance systems

---

- ParkAssist (front and rear) with visual and audible warning
- ParkAssist including Surround View
- Lane Change Assist
- Lane Keeping Assist
- Adaptive Cruise Control with speedlimiter
- Without Warn and Brake Assist
- Without emergency call system eCall and bCall

## Comfort & everyday usability

---

- Automatic tailgate with gesture control
- Porsche Entry
- Two-zone automatic climate control, including parking pre-climatisation
- Air Quality System
- Soft-close doors
- Ambient lighting
- Alarm system with interior surveillance
- Non-smoking package
- Side airbags (front and rear)
- Airbags
- Memory Package for driver and front passenger
- Warndreieck
- Ports
  - Three 12 V plug sockets, located in front below the glove compartment, in front centre console and at the side of luggage compartment
- Safety
  - Proactive passenger protection including reversible seatbelt pretensioner
  - Rollover detection for activation of curtain airbags and seat belt pretensioners
  - Alarm system with ultrasonic interior surveillance and two-stage locking (SAFE function)
  - Three-point automatic seat belts with seat belt warning system
- Comfort systems
  - Keyless drive
  - Remote central locking
- Storage and luggage compartment
  - two integrated cupholders in front and rear with variable diameter
  - bottle holders in door panels front and rear
  - B-pillar clothes hooks on driver and passenger's side

## Infotainment

---

- Navigation High
- Smartphone compartment with wireless charging (up to 15W)
- Voice Control
- BOSE® Surround Sound System
- Porsche Communication Management (PCM)

Porsche Communication Management (PCM) including Mobile Phone Preparation, Audio Interfaces and Voice Control

- high-resolution 12.3-inch touchscreen display in full HD resolution
- control of vehicle and comfort functions such as climate settings
- multi-touch gesture control: for example, you can control the size of the map view with two fingers using the PCM touchscreen display
- Cluster Instrument  
12,6-inch Curved Display
  - includes up to seven different and freely configurable views

## Charging & Range

---

- Electric Sound
- On-Board AC Charger with up to 11 kW charging power
- Charging cable for charging at alternating current chargers with 6 m length (up to 11 kW)
- Without PHEV charging cable
- Charging
  - AC-Charge Port
  - New vehicles receive subscription-free access to the Porsche Charging Service Plus (or its successor product) for 3 years. Only agreed prices for charging sessions are payable. The service must be activated within 3 years of when the vehicle is handed over to the customer.

## Others

---

- TPM Valve in Black

# Technical Data

## Power unit

Number of cylinders	6
Bore	84.5 mm
Stroke	89.0 mm
Displacement	2,995 cm <sup>3</sup>
Power (kW)	224 kW
Power (PS)	304 PS
Maximum engine speed	6,500 1/min
Max. torque	420 Nm
Power combined (kW)	346 kW
Power Electric Motor (kW)	130 kW
Power combined (PS)	470 PS
Power Electric Motor (PS)	176 PS
Torque combined	650 Nm
Torque Electric Motor	460 Nm
Max. output per liter (kW/l)	75.0 kW/l
Max. output per liter (PS/l)	102.0 PS/l

## Performance

Top speed	254 km/h
Acceleration 0 - 100 km/h with Sport Chrono Package	4.9 s
Acceleration 0 - 160 km/h with Sport Chrono Package	11.3 s
Acceleration 0 - 200 km/h with Sport Chrono Package	18.2 s
In-gear acceleration (80-120km/h) (50-75 mph) with Sport Chrono Package	3.1 s

## Electric driving

---

Electric range combined (ECE)	86 km
Electrical top speed	135 km/h

---

## Charging

---

Gross battery energy content	25.9 kWh
Charging time for alternating current (AC) with 9.6 kW (0 to up to 100 %)	3.3 h
Charging time for alternating current (AC) with 11 kW (0 to up to 100 %)	2.7 h

---

## Consumption/Emissions (ECE)

---

Fuel consumption (weighted) combined	1.9 l/100 km
CO <sub>2</sub> emissions (weighted) combined	44 g/km
Electrical consumption (weighted) combined	246 Wh/km

---

## Sound level (type approved based on UN-R 51)

---

Sound level of stationary vehicle	85 dB(A)
Sound level of stationary vehicle (rpm)	3,750 1/min
Sound level of passing vehicle	68 dB(A)

---

## Body

Length	4,930 mm
Width	1,983 mm
Width (with mirrors)	2,194 mm
Width (with mirrors folded)	1,997 mm
Height, steel suspension (PASM DIN)	1,674 mm
Height, air suspension (standard level)	1,656 mm
Height, air suspension (off-road level)	1,671 mm
Height, air suspension (extra off-road level)	1,701 mm
Height, air suspension (low level)	1,646 mm
Height, air suspension (extra-low level)	1,631 mm
Wheelbase	2,895 mm
Turning circle	12.1 m
Unladen weight (DIN)	2,455 kg
Unladen weight (EU)	2,530 kg
Permissible gross weight	3,110 kg
Maximum load	655 kg
Nose weight (EG)	140 kg
Max. towing load (braked)	3,500 kg
Max. towing load (unbraked)	750 kg
Maximum permissible roof load with Porsche roof transport system	75 kg

## Terrain features

Overhang front/rear	1,013 - 1,022 mm
Max. ground clearance, steel suspension (PASM DIN)	204 mm
Max. clearance between ground and water-sensitive parts, steel suspension (PASM DIN)	250 mm
Breakover angle, steel suspension (PASM DIN)	18.5 °
Approach/departure angle, steel suspension (PASM DIN)	25.7 - 21.7 °
Max. ground clearance, air suspension (normal ride height)	188 mm
Max. clearance between ground and water-sensitive parts, air suspension (standard level)	225 mm
Approach/departure angle, air suspension (standard level)	23.2 - 20.5 °
Breakover angle, air suspension (standard level)	16.9 °
Max. ground clearance, air suspension (off-road level)	203 mm
Max. clearance between ground and water-sensitive parts, air suspension (off-road level)	250 mm
Breakover angle, air suspension (off-road level)	18.2 °
Max. ground clearance, air suspension (extra off-road level)	233 mm
Max. clearance between ground and water-sensitive parts air suspension (extra off-road level)	280 mm
Breakover angle, air suspension (extra off-road level)	20.8 °
Approach/departure angle, air suspension (extra off-road level)	27.4 - 23.9 °
Max. ground clearance, air suspension (low level)	178 mm
Breakover angle, air suspension (low level)	16.0 °

## Capacities

Luggage compartment volume, rear V210-2	404 l
Open luggage compartment volume (up to the upper edge of the rear seats)	434 l
Largest luggage compartment volume (behind front seats, up to roof)	1,344 l





