




911 Carrera GTS

2026

Your dream becomes reality

Porsche Code: PT1LBJU7

Visit the following link to view your configuration: <https://porsche-code.com/PT1LBJU7>

 22/04/2026

Summary

Your 911 Carrera GTS Configuration

Base Price	US\$343,600
Sum of selected options	US\$0



Total Price*	US\$343,600
---------------------	--------------------

*Prices Listed are valid only in US Dollars and are applied to cars delivered before December 31st, 2025. Prices Listed are NOT valid for any cars delivered after December 31st, 2025, as they will be subjected to all statutory Government Import Duties and Taxes on or after January 1st, 2026. For pricing in local currency please contact Porsche Centre Trinidad and Tobago.




Notice

Prices Listed are valid only in US Dollars applied to cars delivered before December 31st, 2025. For pricing in local currency for cars with delivery dates after January 1st, 2026, please contact Porsche Centre Trinidad and Tobago.


Exterior Colours & Wheels

Category	Option	Option code	Price
Exterior Colour	 White	0Q	US\$0
Wheels	 20-/21-inch Carrera GTS wheels	58Y	Standard Equipment


Interior Colours & Seats

Category	Option	Option code	Price
Interior Colours & Materials	 Leather interior Black	AX	US\$0
Seats	 Sports seats Plus, electrical 4-ways	Q4Q	Standard Equipment
	 Rear Seats	3UG	Standard Equipment





Exterior

Category	Option	Option code	Price
Lights & Vision	 Windscreen with grey top tint	4GP	Standard Equipment

Interior

Category	Option	Option code	Price
Seatbelts & Seat Design	Seat belt warning system for driver and front passenger and rear seat system	9P9	Standard Equipment
Keys, mats & wallets	 Floor mats front and rear	0TD	Standard Equipment

Technology

Category	Option	Option code	Price
Powertrain & Performance	 8-speed Porsche Doppelkupplung (PDK)	G1F	Standard Equipment
Assistance systems	 ParkAssist including Surround View	KA6	Standard Equipment
	 Lane Change Assist Basic equipment	7Y8	US\$0
Comfort & everyday usability	Warndreieck	1T2	Standard Equipment
Infotainment	 BOSE® Surround Sound System	9VL	Standard Equipment

Standard Equipment

Wheels

- 20-/21-inch Carrera GTS wheels

Wheel Colours

- Wheels painted in Anthracite Grey

Wheel Accessories

- Wheel centre caps with full-colour Porsche crest
- Tyre Pressure Monitoring System (TPM)

Seats

- Sports seats Plus, electrical 4-ways
- Rear Seats
- Seat heating (front)
- ISOFIX fastening system

Equipment Packages

- Standard version

Exterior packages

- SportDesign Package

Exterior design

- Trim on side skirts in Black
- Exterior mirror lower trim painted in exterior colour including Mirror Base in Black
- Side Window Trims in Black
- Door handles painted in exterior colour
- Rear lid grille with vertical slats in Black (satin-gloss)
- Coupé
- Pedestrian safety
- Body - Intelligent lightweight construction in aluminium and steel composite; Retractable door handles.

Roof & transport systems

- Aluminium roof

Lettering & decals

- 'PORSCHE' logo painted in Black (satin-gloss)
- Model designation on rear trim in Black (satin-gloss)
- 'GTS' decorative side logo

Powertrain & Performance

- 6-cylinder boxer engine with electric turbocharger (eTurbo), displacement: 3.6 litres / E-Machine
- 8-speed Porsche Doppelkupplung (PDK)
- Power steering
- Rear-Axle Steering
- Rear-wheel drive
- PASM Sport Suspension (-10 mm)
- Porsche Torque Vectoring Plus (PTV Plus)
- Sport Chrono Package including Porsche Track Precision App & tyre temperature display
- Sports exhaust system (tailpipes in Black)
- Brake system with Brake Calipers painted in Red
- 63-litre fuel tank
- Suspension standard
- Drive - Expansion intake manifold; Aluminium block and cylinder heads; Water-cooled with thermal management; 4 valves per cylinder; Direct Fuel Injection (DFI); VarioCam variable valve timing; Integrated dry-sump lubrication with an on-demand controlled oil pump; Auto start/stop function; VarioCam Plus variable valve timing and lift; Integrated dry-sump lubrication with an on-demand controlled oil pump; Auto start/stop function
- Chassis - McPherson-front axle with anti-roll bar; Multi-link rear axle with anti-roll bar.
- Brakes - Electrically operated parking brake; Electromechanical power brake; Stationary management with HOLD function; Porsche Stability Management (PSM) incl. ABS with extended brake functions
- Exhaust System - Two 3-way catalytic converters and on-board diagnostics for monitoring emission control system; Two gasoline particulate filters (GPF)"

Lights & Vision

- Matrix LED main headlights
- Taillight strip with 'PORSCHE' lettering
- Electric folding exterior mirrors including courtesy lighting
- Automatically dimming interior and exterior mirrors with integrated rain sensor
- Windscreen with grey top tint
- Vision - Windscreen washer system with aero wiper blades and washer jets.

Interior packages & decors/materials

- Interior trim in Black brushed aluminum
- Accent Package black
- Omission of the quilting

Seatbelts & Seat Design

- Seat belts Black
- Three-point automatic seat belts
- Seat belt warning system for driver and front passenger and rear seat system

Steering wheel, gearshift/selector lever

- Heated GT Sports Steering Wheel Race-TEX and Mode-switch
- Steering wheel with manual fore/aft and height adjustment

Interior design

- Instrument dial Black
- Compass instrument dial/Sport Chrono stopwatch instrument dial black
- Roof lining in Race-TEX
- Sun visors for driver and front passenger
- Sport Style Pedals and Footrest
- Door sill guards in brushed aluminum in Black with model designation
- Lights, interior - Reading lights, orientation, ignition lock, luggage compartment, footwell, glove compartment and door lightning all build on LED technology; Illuminated vanity mirrors in sun visors for driver and passenger.

Keys, mats & wallets

- Floor mats front and rear

Assistance systems

- Reversing camera
- ParkAssist (front and rear) with visual and audible warning
- ParkAssist including Surround View
- Cruise control
- Warn and Brake Assist including pedestrian protection
- Driver Awareness Detection
- Without emergency call system eCall and bCall
- Assistance Systems - Porsche WET Mode

Comfort & everyday usability

- Two-zone automatic climate control
- Particle/pollen filter with active carbon filter
- Rain sensor
- Light design package
- Alarm system with interior surveillance
- Non-smoking package
- Alcohol Interlock preparation
- Airbags
- Keyless Drive
- Warndreieck
- Comfort Systems - Central locking; "Keyless Go".
- Air conditioning - Particle/pollen filter with active carbon filter
- Storage and luggage compartment - Ascending centre console with storage compartment; Storage compartment in each door; Glove compartment (lockable); Two individual cupholders (1x as inlet in the center console and 1x passenger side)
- Safety - Immobiliser with in-key transponder; Alarm system with ultrasonic sound-based interior surveillance.

Infotainment

- Smartphone compartment with wireless charging (up to 15 W)
- Voice Control
- BOSE® Surround Sound System
- Displays - Cluster instrument with 12.6-inch Curved Display and up to 7 Layouts; Porsche Communication Management (PCM) with high-resolution 10.9-inch touchscreen display in full HD resolution
- "Porsche Communication Management (PCM) , Mobile Phone Preparation, Audio Interfaces and Voice Control
 - high-resolution 10,9-inch touchscreen display in full HD resolution
 - control of vehicle and comfort functions such as climate settings
 - multi-touch gesture control: for example, you can control the size of the map view with two fingers using the PCM touchscreen display or Direct Touch Control in the handwriting input field in the centre console
 - mobile phone preparation with Bluetooth® interface for telephone and music
 - two USB-C connectivity and charging ports in centre console main storage compartment lid, for example for connecting various iPod® and iPhone® models²
 - radio with RDS twin-tuner and Diversity for optimum reception
 - central display of notifications from the vehicle and connected external devices
 - voice control with natural speech interaction, activation via "Hey Porsche"

Others

- TPM Valve in Black

Technical Data

Power unit

Number of cylinders	6
Bore	97.0 mm
Stroke	81
Displacement	3,591 cm ³
Power (kW)	357 kW
Power (PS)	485 PS
Maximum engine speed	7,500
Max. torque	570 Nm
Power combined (kW)	398 kW
Power Electric Motor (kW)	41 kW
Power combined (PS)	541 PS
Torque combined	610 Nm
Max. output per liter (kW/l)	99.00 kW/l
Max. output per liter (PS/l)	135.00 PS/l

Performance

Top speed	312 km/h
Acceleration 0 - 100 km/h with Sport Chrono Package	3.0 s
Acceleration 0 - 160 km/h with Sport Chrono Package	6.8 s
Acceleration 0 - 200 km/h with Sport Chrono Package	10.5 s
In-gear acceleration (80-120km/h) (50-75 mph) with Sport Chrono Package	1.9 s

Consumption/Emissions (ECE)

Fuel consumption urban	15.2 l/100 km
Fuel consumption extra-urban	8.1 l/100 km
Fuel consumption combined	10.7 l/100 km
CO ₂ emissions combined	244 g/km

Sound level (type approved based on UN-R 51)

Sound level of stationary vehicle	98 dB(A)
Sound level of stationary vehicle (rpm)	3,325 1/min
Sound level of passing vehicle	71 dB(A)

Body

Length	4,553 mm
Width	1,852 mm
Width (with mirrors)	2,033 mm
Width (with mirrors folded)	1,834 mm
Height	1,301 mm
Height (PASM -10 DIN)	1,306 mm
Height (PASM -20 DIN)	1,296 mm
Wheelbase	2,450 mm
Turning circle	10.9 m
Unladen weight (DIN)	1,595 kg
Unladen weight (EU)	1,670 kg
Permissible gross weight	2,045 kg
Maximum load	450 kg
Maximum permissible roof load with Porsche roof transport system	75 kg

Terrain features

Overhang front/rear	1,016 - 1,087 mm
---------------------	------------------

Max. ground clearance (PASM -10 DIN)	121 mm
--------------------------------------	--------

Breakover angle (PASM -10 DIN)	13.0 °
--------------------------------	--------

Approach/departure angle (PASM -10 DIN)	9.0 - 14.6 °
---	--------------

Max. ground clearance (PASM -20 DIN)	113 mm
--------------------------------------	--------

Breakover angle (PASM -20 DIN)	12.1 °
--------------------------------	--------

Approach/departure angle (PASM -20 DIN)	8.6 - 13.9 °
---	--------------

Capacities

Luggage compartment volume, front	135 l
-----------------------------------	-------

Open luggage compartment volume (behind front seats)	261 l
--	-------





