




## Taycan Turbo S

2026

### Your dream becomes reality

Porsche Code: PT6Y4B25

Visit the following link to view your build: <https://porsche-code.com/PT6Y4B25>

 4/15/2026



### Summary

## Your Taycan Turbo S Build



Base MSRP	\$221,400
Price for Equipment	\$14,480
Delivery, Processing and Handling Fee	\$2,350
<b>Total MSRP*</b>	<b>\$238,230</b>

\*All information is subject to change without notice. Neither Porsche Cars North America, Inc. nor the manufacturer can accept liability arising from the use of any information contained herein. Only an actual invoice issued by PCNA at the time a vehicle is sold to an authorized Porsche dealer may be used as an official indication of equipment and pricing. The Total Manufacturers Suggested Retail Price (MSRP) shown excludes taxes, title, registration, other optional or regionally required equipment, dealer charges, and any potential tariffs. The price and availability of Individually Commissioned Equipment (CXX) can be determined only after review and analysis by the manufacturer. Actual selling prices are set by dealers and may vary.


## Exterior Colors & Wheels

Category	Option	Option code	Price
Exterior Color	 Paint to Sample <i>Exclusive Manufaktur</i>	OUB	\$13,870
Wheels	 21" Aero Design Wheels	65K	Standard Equipment



## Interior Colors & Seats

Category	Option	Option code	Price
Interior Color	 Leather Interior in Black/Bordeaux Red	QL	\$610
Seats	 Adaptive Sport Seats Plus (18-way) with Comfort Memory	Q1J	Standard Equipment




## Exterior

Category	Option	Option code	Price
Exterior Decals and Logos	 "electric" Logo on Front Doors	OQG	Standard Equipment

## Interior

Category	Option	Option code	Price
Interior Packages and Trim	 Interior Accents in Dark Silver	GT5	\$0
Interior	 Roof Lining in Race-TEX	6NT	Standard Equipment

# Technology

Category	Option	Option code	Price
<b>Performance</b>	Single-Speed Transmission on the Front Axle, 2-Speed Transmission on the Rear Axle	G1X	Standard Equipment
<b>Assistance Systems</b>	 Lane Change Assist	7Y8	Standard Equipment
<b>Interior Comfort</b>	Comfort Access	4F6	Standard Equipment
	 HomeLink®	VG2	Standard Equipment
	 Side Airbags in Rear Compartment	4X4	Standard Equipment

# Standard Equipment

## Wheels

---

- 21" Aero Design Wheels

## Tires

---

- Summer Range Tires for 21" Wheels

## Wheel Accessories

---

- Locking Wheel Bolts
- Wheel Center Caps with Porsche Crest in Turbonite
- Tire Pressure Monitoring System (TPMS)
- Tire Sealing Compound and Air Compressor

## Seats

---

- Adaptive Sport Seats Plus (18-way) with Comfort Memory
- Individual rear sport seats
- Heated Seats (Rear)
- LATCH Child Seat Mounts (outer rear seats)

## Packages

---

- Turbo specific equipment

## Exterior

---

- SportDesign Side Skirts with Inlays in Carbon Fiber
- Lower front fascia with inlays in Carbon Fiber
- Exterior Mirror Lower Trim in Exterior Color and Base in High Gloss Black
- Window Trim in Turbonite

## Roof and Transport Systems

---

- Aluminum roof

## Exterior Decals and Logos

---

- "electric" Logo on Front Doors

## Performance

---

- Performance Battery Plus
- Porsche E-Performance Powertrain with a Permanent Magnet Synchronous Motor on the Front and Rear Axle
- Single-Speed Transmission on the Front Axle, 2-Speed Transmission on the Rear Axle
- Power Steering Plus
- Rear Axle Steering
- All-Wheel Drive
- Porsche Torque Vectoring Plus (PTV+)
- Sport Chrono Package with Push to Pass
- Porsche Ceramic Composite Brakes (PCCB) with Calipers in Yellow
- Adaptive Air Suspension incl. Porsche Active Suspension Management (PASM)
- Porsche Electric Sport Sound
- AC Permanent Synchronous Motors (700 kW/938 hp)
- Performance Battery Plus (105 kWh)

## Lights and Vision

---

- HD-Matrix Design LED Headlights
- Light Strip with "PORSCHE" Logo in Black
- Power Folding Exterior Mirrors

## Interior Packages and Trim

---

- Interior Trim in Matte Carbon Fiber

## Seat Belts and Seat Design

---

- Seat Belts in Turbonite
- Headrests with embossed model designation (front)

## Steering Wheel and Gearshift Lever/Selector

---

- Heated GT Sport Steering Wheel in Leather including Mode Switch
- Heated steering wheel
- Electric Steering Column

## Interior

---

- Sport Chrono Stopwatch Dial/Compass Dial and Power Meter in Turbonite
- Roof Lining in Race-TEX
- Sport Pedals and Footrest in Black
- Door-Sill Guards in Matte Carbon Fiber, Illuminated

## Keys, Floor Mats & Owner's Manual Wallets

---

- Floor Mats (front and rear)

## Assistance Systems

---

- ParkAssist (Front and Rear) incl. Reversing Camera
- ParkAssist (Front and Rear)
- Traffic Sign Recognition
- Lane Change Assist
- Lane Keep Assist (LKA)
- Cruise control including speed limiter
- Warn and Brake Assist
- Warn and Brake Assist

## Interior Comfort

---

- Comfort Access
- 2-Zone Automatic Climate Control
- Particle/Pollen Filter with Active Carbon Filter
- HomeLink®
- Ambient Lighting
- Alarm system with interior monitoring
- Side Airbags in Rear Compartment
- Airbags
- Memory Package for Driver and Front Passenger

## Audio and Communication

---

- Navigation Module for Porsche Communication Management (PCM)
- Smartphone Compartment with wireless charging (up to 15 W)
- BOSE® Surround Sound System
- SiriusXM with 360L, including 3 month trial subscription\*
- \*SiriusXM with 360L Trial Subscription: Service will automatically stop at the end of your trial subscription period unless you decide to continue service. Trial is non-transferable. If you do not wish to enjoy your trial, you can cancel by calling the number below. All SiriusXM services require a subscription, each sold separately by SiriusXM after the trial period. Service subject to the SiriusXM Customer Agreement and Privacy Policy, visit [siriusxm.com](http://siriusxm.com) for complete terms and how to cancel which includes online methods or calling 1-866-635-2349. Some services and features are subject to device capabilities and location availability. Satellite service not available in AK & HI. Certain features and/or content may not be available in vehicles with SiriusXM with 360L unless an active data connection is enabled in the vehicle. Content varies by SiriusXM subscription plan. All fees, content and features are subject to change. SiriusXM and related logos are trademarks of Sirius XM Radio Inc. and its respective subsidiaries.

## Porsche Connect

---

- Porsche Connect (10 years included)

## E-Mobility

---

- Power Charge Port Cover
- Porsche Intelligent Range Manager
- Heat Pump
- 9.6 kW AC On-Board Charger
- Porsche Mobile Charger - A Genuine Porsche accessory
- Porsche NACS DC Adapter - A Genuine Porsche accessory

Charge your vehicle at NACS DC charging stations across North America - covered by a two-year Genuine Parts and Accessories Limited Warranty .

# Technical Data

## Motor

---

Power up to (kW)	570 kW
Power up to (HP)	764 hp
Overboost Power with Launch Control up to (kW)	700 kW
Overboost Power with Launch Control up to (HP)	938 hp
Max. torque with Launch Control	818 lb-ft

---

## Performance

---

Top track speed (with summer tires)	162 mph
0 - 60 mph with Launch Control	2.3 s
1/4 mile with Launch Control	9.9 s

---

## Charging

---

Gross battery capacity	105.0 kWh
Maximum charging power with direct current (DC)	320 kW
Charging time for alternating current (AC) with 9.6kW (0 to up to 100%)	13.0 hrs
Charging time for direct current (DC) with 400V infrastructure (10 to up to 80%)	33.0 min
Charging time for direct current (DC) with maximum charging power (10 to up to 80%)	18.0 min

---

## Body

Length	195.4 in
Width (without mirrors)	77.4 in
Width (with mirrors)	84.4 in
Width (with mirrors folded)	76.8 in
Height	54.3 in
Height (air suspension) (standard level)	54.3 in
Height with roof rails (air suspension) (standard level)	54.3 in
Wheelbase	114.2 in
Turning circle diameter	36.4 ft
Curb weight	5,082 lbs
Maximum load	1,246 lbs
Gross Vehicle Weight Rating (GVWR)	6,327 lbs
Maximum permissible roof load with Porsche roof transport system	165 lbs

## Terrain Features

Overhang front / rear	39.2 - 42.0 in
Max. ground clearance (air suspension) (normal level)	5.0 in
Approach / departure angle (air suspension) (normal level)	11.1 - 14.4 °
Breakover angle (air suspension) (normal level)	10.5 °
Max. ground clearance (air suspension) (off-road level)	5.7 in
Breakover angle (air suspension) (off-road level)	12.0 °
Max. ground clearance (air suspension) (high level)	5.7 in
Ramp break-over angle (air suspension) (high level)	12.0 °
Max. ground clearance (air suspension) (low level)	4.6 in
Breakover angle (air suspension) (low level)	9.7 °

## Capacities

---

Front luggage compartment volume

2.9 ft<sup>3</sup>

---

Rear luggage compartment volume

12.9 ft<sup>3</sup>

---





