




## Cayenne GTS Coupé

2026



### Your dream becomes reality

Porsche Code: PTVDITG4



Visit the following link to view your configuration: <https://porsche-code.com/PTVDITG4>

 4/18/2026

## Exterior Colours & Wheels

Category	Option	Option code	Price
Exterior Colour	 Algarve Blue Metallic	D6	
Wheels	 21-inch RS Spyder Design wheels painted in Chromite Black Metallic <i>Exclusive Manufaktur</i>	57W	
Tyres	Summer tyres for 21-inch wheels	83B	Standard Equipment



## Interior Colours & Seats

Category	Option	Option code	Price
Interior Colours & Materials	 Race-TeX interior with leather Black, smooth-finish leather	GC	
Seats	 GTS sports seats front with integrated headrests (8-way, electric) and seat centre in Race-TeX	Q1D	Standard Equipment





## Exterior

Category	Option	Option code	Price
Roof & transport systems	Preparation for towbar system	1D7	Standard Equipment

## Interior

Category	Option	Option code	Price
Steering wheel, gearshift/selector lever	 GT sports steering wheel with rim in Race-TeX, steering wheel heating and Mode-switch	2ZF	Standard Equipment
Interior design	 Roof lining in Race-TeX	6NN	Standard Equipment

# Technology

Category	Option	Option code	Price
<b>Powertrain &amp; Performance</b>	 8-speed automatic gearbox	G1G	Standard Equipment
<b>Assistance systems</b>	 Surround View with Active Parking Support	FT3	Standard Equipment
	Emergency call systems eCall and bCall	IW3	Standard Equipment
<b>Comfort &amp; everyday usability</b>	 Porsche Entry	4F2	Standard Equipment
<b>Infotainment</b>	 BOSE® Surround Sound System	9VL	Standard Equipment

# Standard Equipment

## Wheels

---

- 21-inch RS Spyder Design wheels in Anthracite Grey

## Tyres

---

- Summer tyres for 21-inch wheels

## Wheel Accessories

---

- Anti-theft wheel bolts
- Wheel centre caps with full-colour Porsche crest
- Tyre Pressure Monitoring System (TPM)

## Seats

---

- GTS sports seats front with integrated headrests (8-way, electric) and seat centre in Race-Text
- Sports rear seat system
- Seat heating (front)
- ISOFIX/I-Size mounting points on outer rear seats

## Equipment Packages

---

- Equipment 'base'
- Equipment 'S'
- GTS - version

## Exterior packages

---

- SportDesign Package painted in Black (high-gloss)
- Exterior package Black (high-gloss)

## Exterior design

---

- SportDesign sideskirts in Black (high-gloss)
- Bumper
- Exterior mirror lower trim and base painted in Black (high-gloss)
- Roof spoiler in exterior colour
- Door handles painted in exterior colour
- Wheel arch extensions in Black (high-gloss)
- Body style Coupé
- Pedestrian safety

## Roof & transport systems

---

- Panoramic Roof, fixed
- Preparation for towbar system
- Without roof rails

## Lettering & decals

---

- Model designation in Black (satin-gloss)
- 'GTS' decorative side logo in Black

## Powertrain & Performance

---

- 4,0-litre twin-turbo V8 engine
- 8-speed automatic gearbox
- Power Steering Plus
- Adaptive air suspension with levelling system and height adjustment including Porsche Active Suspension Management (PASM) and lowering of 10 mm
- Porsche Torque Vectoring Plus (PTV Plus)
- Sport Chrono Package
- Sports exhaust system including sports tailpipes in Dark Bronze
- Brake system with brake calipers in Red
- 90-litre fuel tank
- Suspension standard

## Lights & Vision

---

- Tinted HD-Matrix LED Headlights
- Tinted LED taillights including light strip
- Exterior mirrors
- Automatically dimming interior and exterior mirrors
- Windscreen with thermally insulated glass

## Interior packages & decors/materials

---

- Interior trim in Black brushed aluminium
- Accent Package Black

## Seatbelts & Seat Design

---

- Seat belts Black
- Headrests with stitched 'GTS' logo front
- Three-point automatic seat belts with reversible seat belt pretensioner

## Steering wheel, gearshift/selector lever

---

- GT sports steering wheel with rim in Race-TEX, steering wheel heating and Mode-switch
- Steering wheel with manual fore/aft and height adjustment
- Gear selector

## Interior design

---

- Compass instrument dial/Sport Chrono stopwatch instrument dial Black
- Roof lining in Race-TEX
- Sun visors for driver and front passenger
- Pedal pads in stainless steel
- Door sill guards front and rear in aluminium in Black with model logo
- Fixed luggage compartment cover

## Keys, mats & wallets

---

- Floor mats front and rear

## Assistance systems

---

- ParkAssist including Surround View
- Surround View with Active Parking Support
- Traffic sign recognition
- Lane Keeping Assist
- Active Speed Limit Assist
- Warn and Brake Assist including pedestrian protection
- Warn and Brake Assist including pedestrian protection
- Driver Awareness Detection
- Emergency call systems eCall and bCall
- Driver Awareness Detection

## Comfort & everyday usability

---

- Automatic tailgate with gesture control
- Porsche Entry
- Two-zone automatic climate control
- Particle/pollen filter with active carbon filter
- Soft-close doors
- Driver Memory Package
- Ambient lighting
- Alarm system with interior surveillance
- Non-smoking package
- Side airbags (front and rear)
- Airbags
- First Aid Kit with warning triangle

## Infotainment

---

- BOSE® Surround Sound System
- Navigation High
- Smartphone compartment with wireless charging (up to 15W)
- Voice Control
- Digital radio (DAB+)

## Porsche Connect

---

- 10-year inclusive period

## Others

---

- TPM Valve in Black

# Technical Data

## Power unit

---

Number of cylinders	8
Bore	86.0 mm
Stroke	86.0 mm
Displacement	3,996 cm <sup>3</sup>
Power (kW)	368 kW
Power (PS)	500 PS
Maximum engine speed	6,800 1/min
Max. torque	660 Nm
Max. output per liter (kW/l)	92.00 kW/l
Max. output per liter (PS/l)	125.00 PS/l

---

## Performance

---

Top speed	275 km/h
Acceleration 0 - 100 km/h with Sport Chrono Package	4.4 s
Acceleration 0 - 160 km/h with Sport Chrono Package	10.3 s
Acceleration 0 - 200 km/h with Sport Chrono Package	16.7 s
In-gear acceleration (80-120km/h) (50-75 mph) with Sport Chrono Package	2.9 s

---

## Consumption/Emissions WLTP

---

Fuel consumption combined (model range)	12.7 - 12.1 l/100 km
Fuel consumption low (model range)	21.0 - 20.8 l/100 km
Fuel consumption medium (model range)	12.8 - 12.2 l/100 km
Fuel consumption high (model range)	10.5 - 10.0 l/100 km
Fuel consumption extra-high (model range)	11.4 - 10.8 l/100 km
CO <sub>2</sub> -emissions combined (model range)	290 - 277 g/km
CO <sub>2</sub> -emissions low (model range)	480 - 475 g/km
CO <sub>2</sub> -emissions medium (model range)	292 - 278 g/km
CO <sub>2</sub> -emissions high (model range)	240 - 229 g/km
CO <sub>2</sub> -emissions extra-high (model range)	260 - 246 g/km

---

## Consumption/Emissions (ECE)

---

Fuel consumption urban	17.4 l/100 km
Fuel consumption extra-urban	9.3 l/100 km
Fuel consumption combined	12.3 l/100 km
CO <sub>2</sub> emissions combined	280 g/km

---

## Sound level (type approved based on UN-R 51)

---

Sound level of stationary vehicle	87 dB(A)
Sound level of stationary vehicle (rpm)	3,750 1/min
Sound level of passing vehicle	70 dB(A)

---

## Body

Length	4,930 mm
Width	1,989 mm
Width (with mirrors)	2,194 mm
Width (with mirrors folded)	1,997 mm
Height	1,648 mm
Height, air suspension (standard level)	1,654 mm
Height, air suspension (off-road level)	1,669 mm
Height, air suspension (extra off-road level)	1,699 mm
Height, air suspension (low level)	1,646 mm
Height, air suspension (extra-low level)	1,639 mm
Wheelbase	2,895 mm
Turning circle	12.1 m
Unladen weight (DIN)	2,220 kg
Unladen weight (EU)	2,295 kg
Permissible gross weight	2,875 kg
Maximum load	655 kg
Nose weight (EG)	140 kg
Max. towing load (braked)	3,500 kg
Max. towing load (unbraked)	750 kg
Maximum permissible roof load with Porsche roof transport system	75 kg

## Terrain features

Overhang front/rear	1,013 - 1,022 mm
Max. ground clearance, air suspension (normal ride height)	189 mm
Max. clearance between ground and water-sensitive parts, air suspension (standard level)	471 mm
Approach/departure angle, air suspension (standard level)	23.3 - 20.7 °
Breakover angle, air suspension (standard level)	16.7 °
Max. ground clearance, air suspension (off-road level)	204 mm
Max. clearance between ground and water-sensitive parts, air suspension (off-road level)	496 mm
Breakover angle, air suspension (off-road level)	18.0 °
Max. ground clearance, air suspension (extra off-road level)	234 mm
Max. clearance between ground and water-sensitive parts air suspension (extra off-road level)	525 mm
Breakover angle, air suspension (extra off-road level)	20.7 °
Approach/departure angle, air suspension (extra off-road level)	26.6 - 24.1 °
Max. ground clearance, air suspension (low level)	181 mm
Breakover angle, air suspension (low level)	16.0 °

## Capacities

Luggage compartment volume, rear V210-2	554 l
Open luggage compartment volume (up to the upper edge of the rear seats)	592 l
Largest luggage compartment volume (behind front seats, up to roof)	1,502 l





